



5-DAY CHALLENGE

MASTERING MANIFESTATION

**GENERAL ADMISSION
JOINING ON CELL PHONE**

5-DAY MASTERING MANIFESTATION CHALLENGE

General Admission Ticket Holder - Joining on Cell Phone

For the best experience, we recommend joining on a desktop. However, we understand that life can be busy and on the move, so you can also easily join the 5-DAY MASTERING MANIFESTATION CHALLENGE via your mobile browser.

PLEASE NOTE: when you navigate through the Peter Sage Library on your Cell Phone, your browser may prompt you to download the Kajabi App: **please ignore this prompt and continue inside your mobile browser.**

1. Locating Your Login Details

1.1. Your login details will be provided by email.

Existing Sage Academy Users

If you already have an account with the Sage Academy, either from a previous Challenge or another program by Peter Sage, the Challenge will appear as a new tile in your library. You will receive an email confirmation with a reminder of the link to log into the Sage Academy.

New Sage Academy Users

If you are new to the Sage Academy, we will create a new login for you. You will receive two emails - one with your new login details for Sage Academy with the subject: Your Peter Sage Account; and another confirming your ticket purchase and providing further instructions.

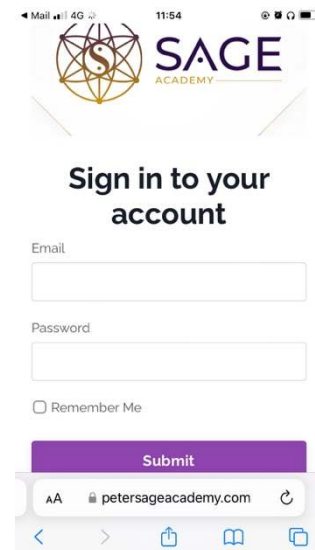
Please remember to check your spam folder if you cannot find these emails.

1.2. Check your email. Your confirmation Email will include the link to log into our Community Platform Specify Email Subject



2. Accessing the Sage Academy Platform

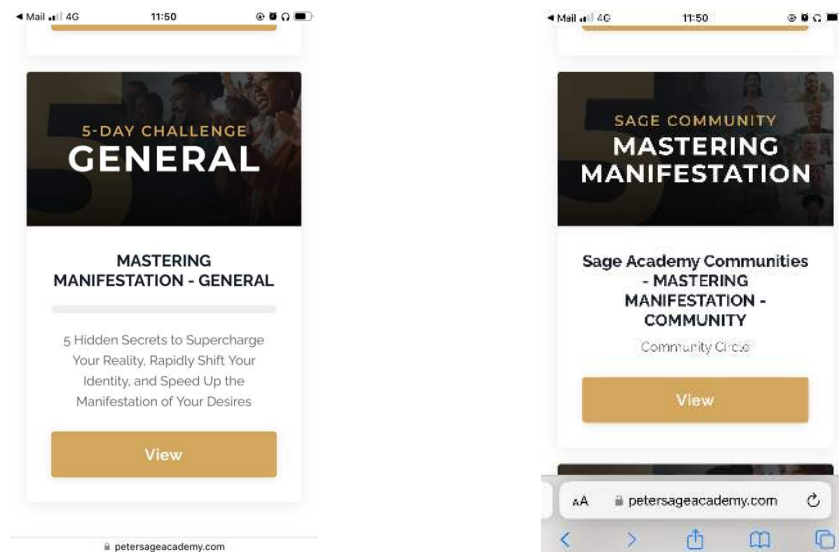
2.1. tap on the log in link in your email - this will take you to <https://www.petersageacademy.com/login>



2.2. If you already have an account with Peter Sage and have registered for this challenge with the same email address, Just follow the link in your confirmation email, sign in with your existing email and password and you are ready to go!

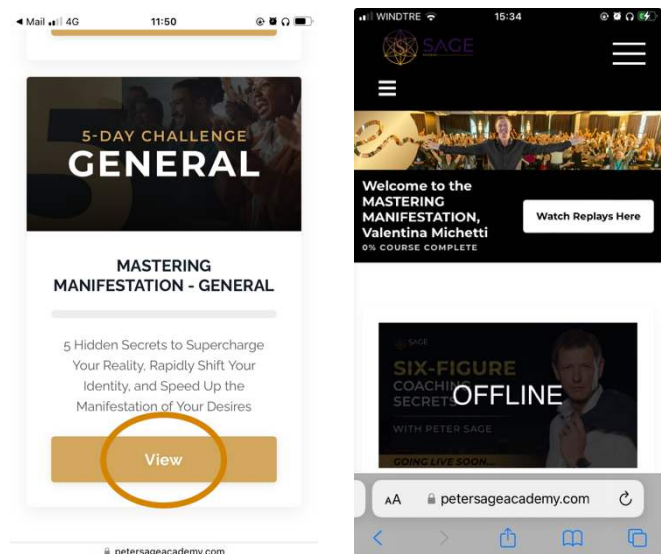
2.3. If you are new to the world of Peter Sage or have registered with a new email address, look out for an email titled “Your New Peter Sage Account”, which will include your new username and password.

2.4. You will find the MASTERING MANIFESTATION - GENERAL and the MASTERING MANIFESTATION COMMUNITY at the top of your library, under “My Program Library”.



3. Watching the Challenge

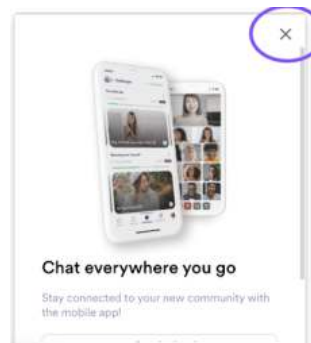
3.1. tap “View” on the “MASTERING MANIFESTATION - GENERAL” tile shown in your library. Here you will find the page where you will join the Challenge every day.



3.2. The challenge streaming window will appear OFFLINE until the streaming starts each day at 5pm UK / 12pm EDT. When the challenge starts, press the play icon and unmute the video to start viewing.

4. Using Chat During the Challenge

4.1. Scroll down to find the chat window and interact with the other participants. If needed, tap on the 'x' on the top right of this window to access the chat.




4.2. Type in your own message and hit the send icon.

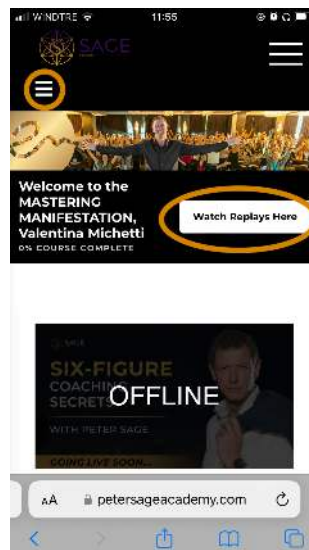


5. Locating Your Replays

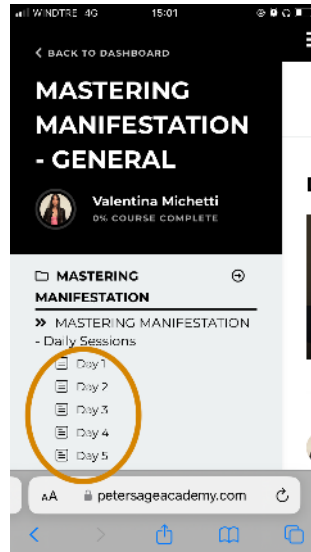
5.1. tap “View” on the “MASTERING MANIFESTATION-GENERAL” tile shown in your library.



5.2. tap the “Watch Replays Here” button from the Challenge page or tap on this icon  on the top-left to open a menu on the left hand side of the page.

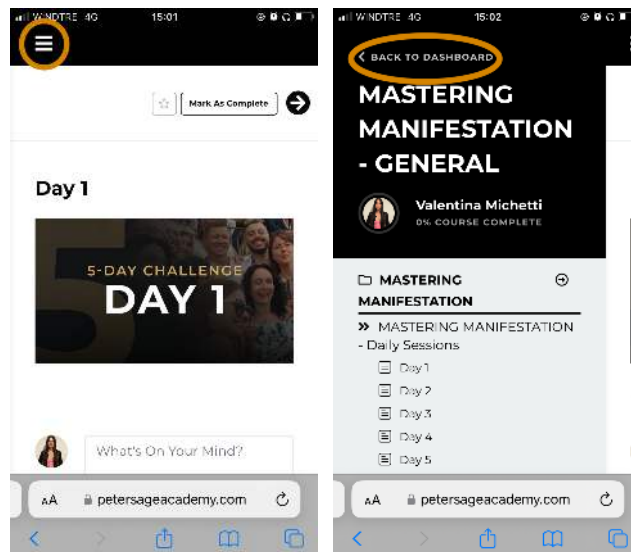


5.3. Tap the relevant day to show the replay.

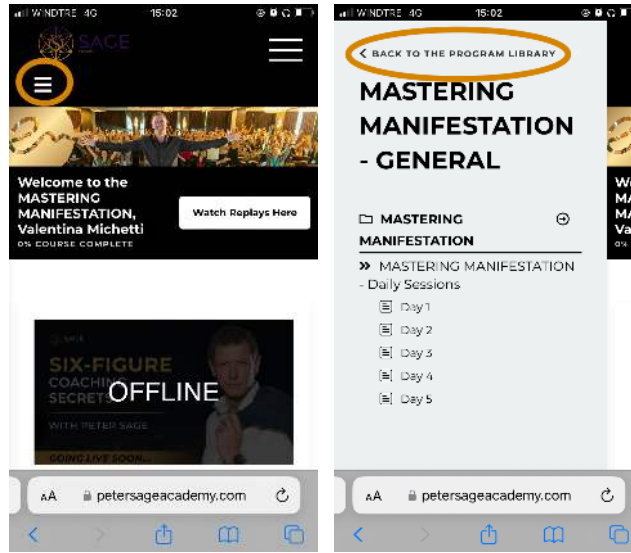


5.4. Please note - The replays will be loaded at the end of each session and will be available for 24 hours.

4.3. To go back to the main page, tap this icon  in the top left-hand corner of the screen and then tap 'BACK TO DASHBOARD'.

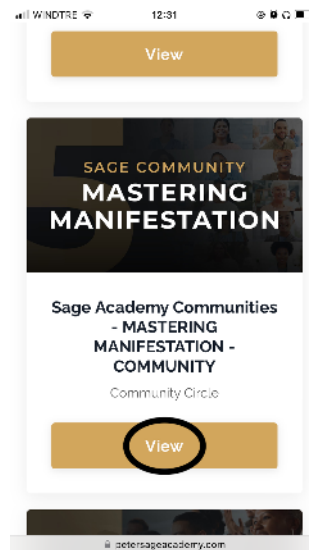


5.5. To go back to the library, tap this icon  in the top left-hand corner of the screen and then tap 'BACK TO PROGRAM LIBRARY'.

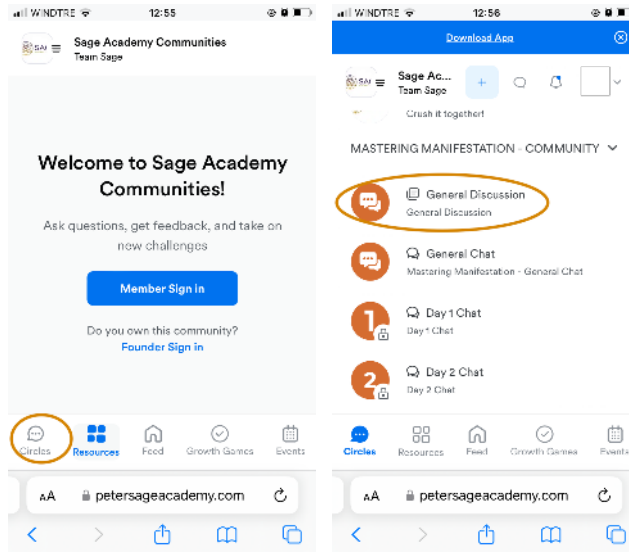


6. Interacting with the Community

6.1. From the PROGRAM LIBRARY, browse to the SAGE COMMUNITY MASTERING MANIFESTATION tile and tap on “View”.



6.2. tap “Circles” on the bottom left and then “General Discussion” to interact with other Challenge Participants and find updates from the Peter Sage team.



6.3. To go back to the library, tap this icon  in the top left hand corner of the screen and then tap 'BACK TO LIBRARY'.

