



5-DAY CHALLENGE

MASTERING MANIFESTATION

GENERAL ADMISSION
JOINING ON DESKTOP

5-DAY MASTERING MANIFESTATION CHALLENGE

General Admission Ticket Holder - Joining on Desktop

1. Locating Your Login Details

1.1. Your login details will be provided by email.

Existing Sage Academy Users

If you already have an account with the Sage Academy, either from a previous Challenge or another program by Peter Sage, the Challenge will appear as a new tile in your library. You will receive an email confirmation with a reminder of the link to log into the Sage Academy.

New Sage Academy Users

If you are new to the Sage Academy, we will create a new login for you. You will receive two emails - one with your new login details for Sage Academy with the subject: Your Peter Sage Account; and another confirming your ticket purchase and providing further instructions.


Please remember to check your spam folder if you cannot find these emails.

1.2. Check your email. Your confirmation Email will include the link to log into our Community Platform Specify Email Subject



2. Accessing the Sage Academy Platform

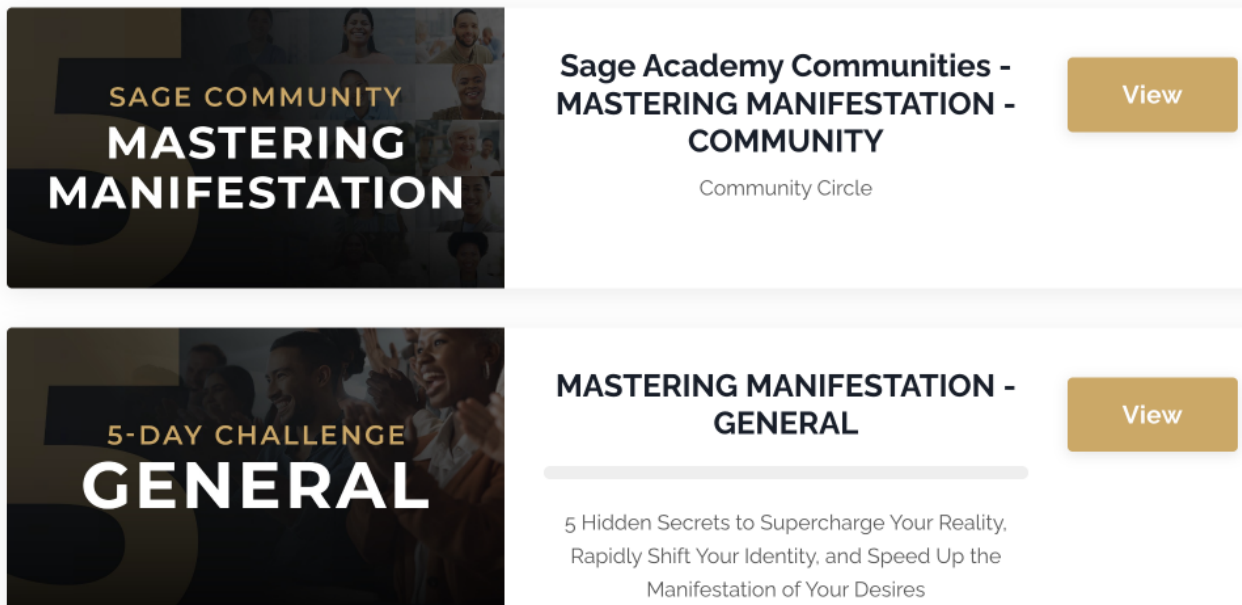
2.1. Click on the log in link in your email - this will take you to <https://www.petersageacademy.com/login>



2.2. If you already have an account with Peter Sage and have registered for this Challenge with the same email address, just follow the link in your confirmation email, sign in with your existing email and password and you are ready to go!

2.3. If you are new to the world of Peter or have registered with a new email address, look out for an email titled “Your New Peter Sage Account” , which will include your new Username and Password

2.4. You will find the MASTERING MANIFESTATION - GENERAL and the MASTERING MANIFESTATION COMMUNITY at the top of your library, under “My Program Library”.



SAGE COMMUNITY
MASTERING MANIFESTATION

Sage Academy Communities - MASTERING MANIFESTATION - COMMUNITY
Community Circle

View

5-DAY CHALLENGE
MASTERING MANIFESTATION - GENERAL

View

5 Hidden Secrets to Supercharge Your Reality, Rapidly Shift Your Identity, and Speed Up the Manifestation of Your Desires

3. Watching the Challenge

3.1. Click “View” on the “MASTERING MANIFESTATION - GENERAL” tile shown in your library. Here you will find the page where you will join the Challenge every day.



MASTERING MANIFESTATION - GENERAL



5 Hidden Secrets to Supercharge Your Reality, Rapidly Shift Your Identity, and Speed Up the Manifestation of Your Desires

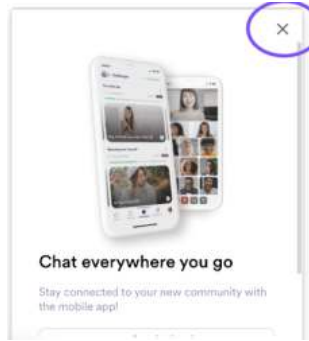
A screenshot of the course interface. On the left is a sidebar with 'MASTERING MANIFESTATION - GENERAL' and a list of 'Daily Sessions' from Day 1 to Day 5. The main area shows a video player with a man in a dark shirt standing in front of a large group of people with their arms raised. Below the video is a 'Welcome to the MASTERING MANIFESTATION, Valentina Michetti' message and a 'Watch Replays Here' button. Below the video is a thumbnail for 'SIX-FIGURE COACHING SECRETS OFFLINE WITH PETER SAGE'. On the right is a 'General Chat' window with 31 members, a search bar, and social media sharing options.

3.3. The challenge streaming window will appear OFFLINE until the streaming starts each day at 5pm UK / 12pm EDT. Press the play icon to initiate the video if the stream doesn't start immediately.

3.4. Using Chat During the Challenge

3.5. There is a chat window on the right-hand side of the video to allow you to respond to Peter and chat with the other participants whilst the Challenge is live.

3.6. If needed, click on the 'x' on the top right of this window to access the chat.



3.7. Type a message into the chat box and click the send icon.

← BACK TO THE PROGRAM LIBRARY

MASTERING MANIFESTATION - GENERAL

☰ MASTERING MANIFESTATION

» MASTERING MANIFESTATION - Daily Sessions

- Day 1
- Day 2
- Day 3
- Day 4
- Day 5

Welcome to the MASTERING MANIFESTATION, Valentina Michetti

0% COURSE COMPLETE

Watch Replays Here

SAGE

SIX-FIGURE COACHING SECRETS OFFLINE

WITH PETER SAGE

GOING LIVE SOON...

General Chat 32 members [Go to Community](#)

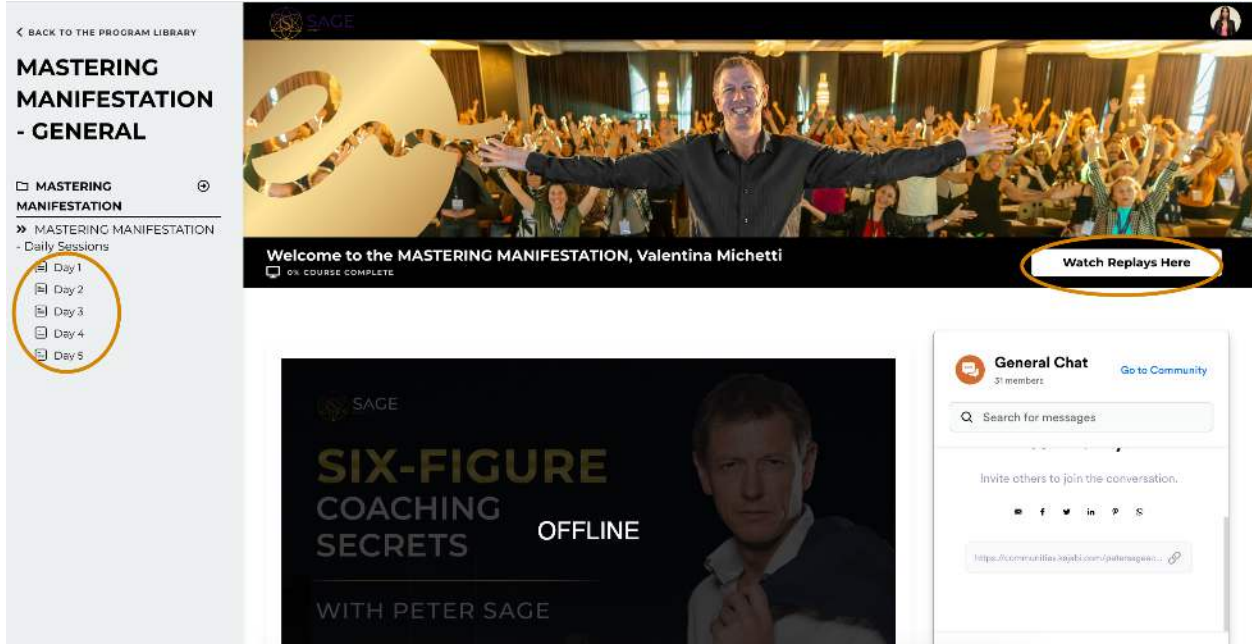
Search for messages

Invite others to join the conversation.

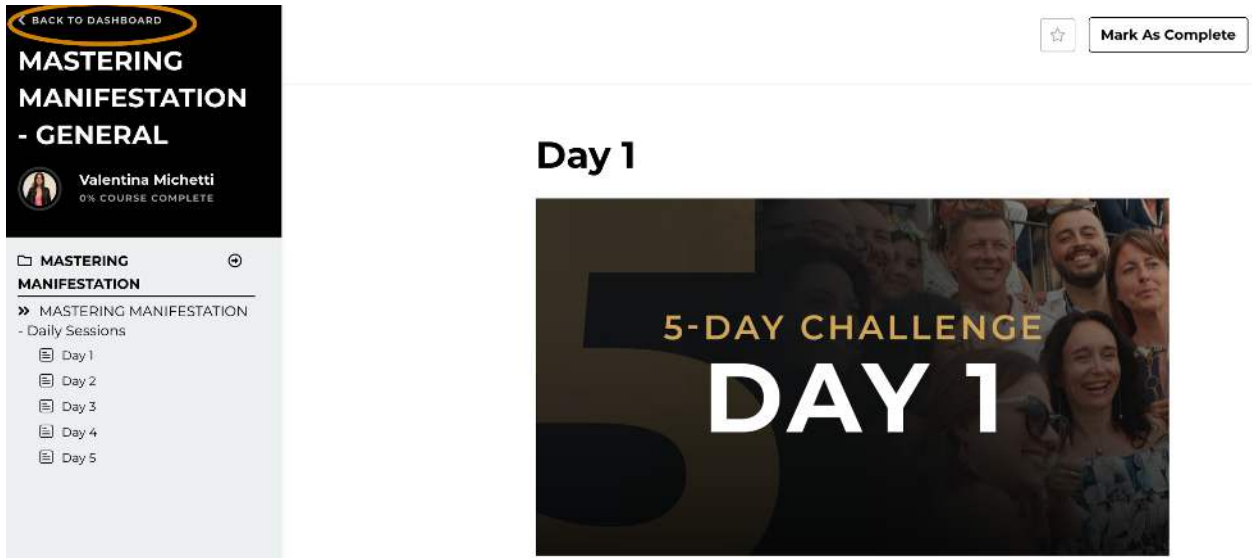
<https://community.sage.com/peter-sage>

4. Locating Your Replays

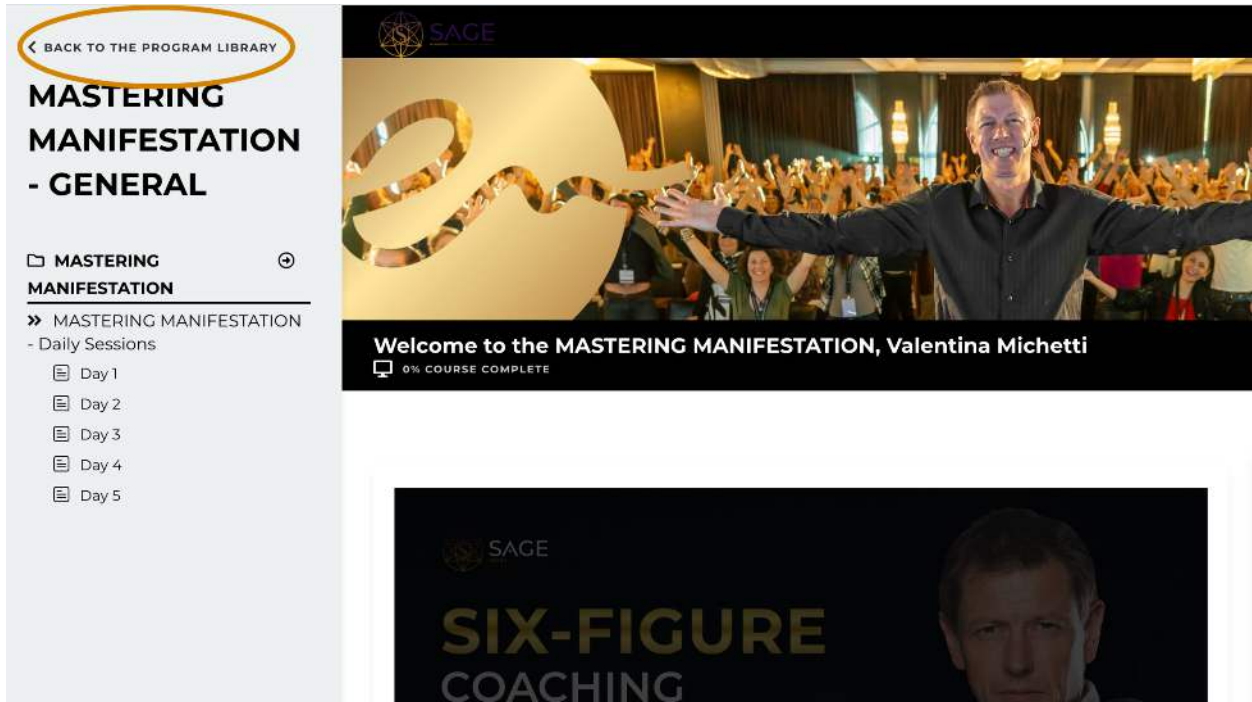
4.1. The replays will be loaded at the end of each session and will be available for 24 hours. You can locate the replays by clicking on “Watch Replays Here” above the chat window, or by clicking on the relevant day on the left hand side bar.



4.2. After watching the replay, click “Back to Dashboard” in the top left hand corner to go back to the main page.



4.3. From the main page, Click on “Back To The Program Library” to go back to your library where all of your available products are located.



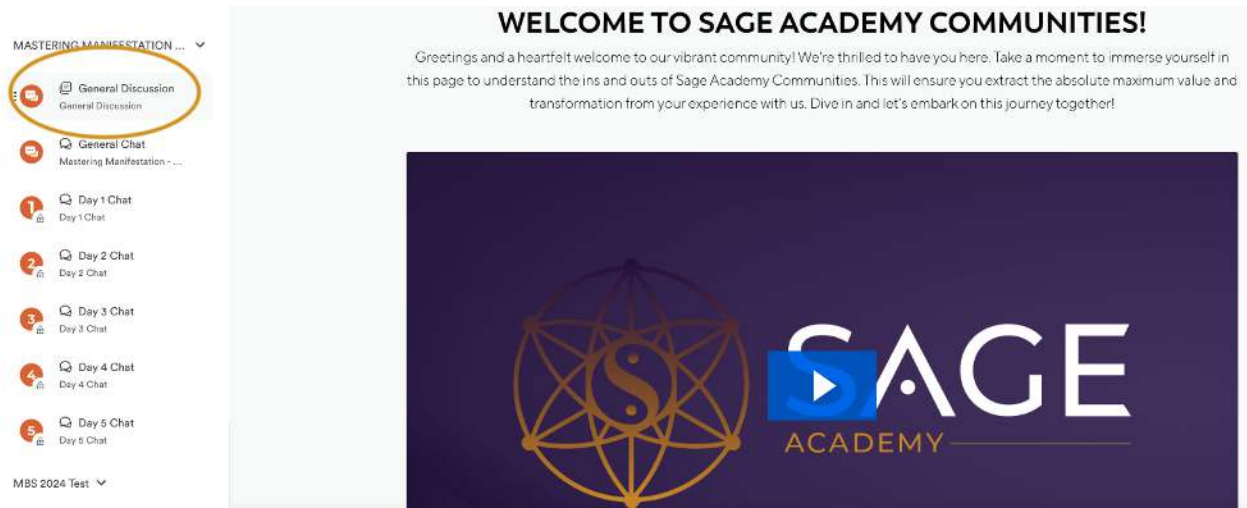
5. Interacting with the Community

5.1. The community space on the Sage Academy is always available, allowing the team to share messages and updates and enabling participants to continue discussions even when the challenge is not live

5.2 Navigate to the MASTERING MANIFESTATION COMMUNITY tile and click on “View” to view your Community Space.



5.3. On the bottom left, click on “General Discussion” to interact with other challenge participants and find updates from Team Sage.



5.4. Click on “Back to Library” to go back to your library where all of your available products are located.

