



5-DAY CHALLENGE

# MASTERING MANIFESTATION

VIP TICKET HOLDER  
JOINING ON DESKTOP

# 5-DAY MASTERING MANIFESTATION CHALLENGE

## VIP Ticket Holder – Joining on Desktop

### 1. Locating Your Login Details

1.1. You will use two platforms for the Challenge: the Sage Academy and Zoom. The Sage Academy grants you access to the Challenge community, where you can interact with other participants, view your replays, and explore all bonus content. The live Challenge sessions will be conducted on Zoom.

### 1.2. Existing Sage Academy Users

1.3. If you already have an account with the Sage Academy, either from a previous Challenge or another program by Peter Sage, the new Challenge will appear as a new tile in your library. You will receive an email confirmation with a reminder of the link to log into the Sage Academy and the link to join the Zoom session.

### 1.4. New Sage Academy Users

1.5. If you are new to the Sage Academy, we will create a new login for you. You will receive two emails: one with your new login details for the Sage Academy, and another confirming your ticket purchase and providing the Zoom link to join the live Challenge.



1.6. Please remember to check your spam folder if you cannot find these emails.

### 2. Joining Zoom


2.1. On the days of the Challenge, join us via Zoom at 4pm UK / 11am EST. The unique link in your email will take you directly into the Zoom room.



### 3. Accessing the Sage Academy Platform

3.1. The Sage Academy provides access to the Challenge community, allowing you to interact with other participants, view your replays and explore all bonus content.

3.2. Click on the log in link in your email - this will take you to <https://www.petersageacademy.com/login>



**Sign in to your account**

Email

Password

Remember Me



**Submit**

[Forgot Password](#)

3.3. If you already have an account with Peter Sage and have registered for this Challenge with the same email address, just follow the link in your confirmation email, sign in with your existing email and password and you are ready to go!

3.4. If you are new to the world of Peter Sage or have registered with a new email address, look out for an email titled “Your New Peter Sage Account” , which will include your new username and password.

3.5. You will find the MASTERING MANIFESTATION - VIP and the MASTERING MANIFESTATION COMMUNITY at the top of your library, under “My Program Library”.

	<p><b>MASTERING MANIFESTATION - VIP</b></p> <hr/> <p>5 Hidden Secrets to Supercharge Your Reality, Rapidly Shift Your Identity, and Speed Up the Manifestation of Your Desires</p> <p><a href="#">View</a></p>
	<p><b>Sage Academy Communities - MASTERING MANIFESTATION - COMMUNITY</b></p> <p>Community Circle</p> <p><a href="#">View</a></p>

3.6. 5-DAY Challenge VIP is where you will find your replays and bonuses. SAGE COMMUNITY MASTERING MANIFESTATION is where you will interact with Team Sage and with the other participants outside of the Zoom sessions.

#### 4. Locating Your Bonus Content and Replays

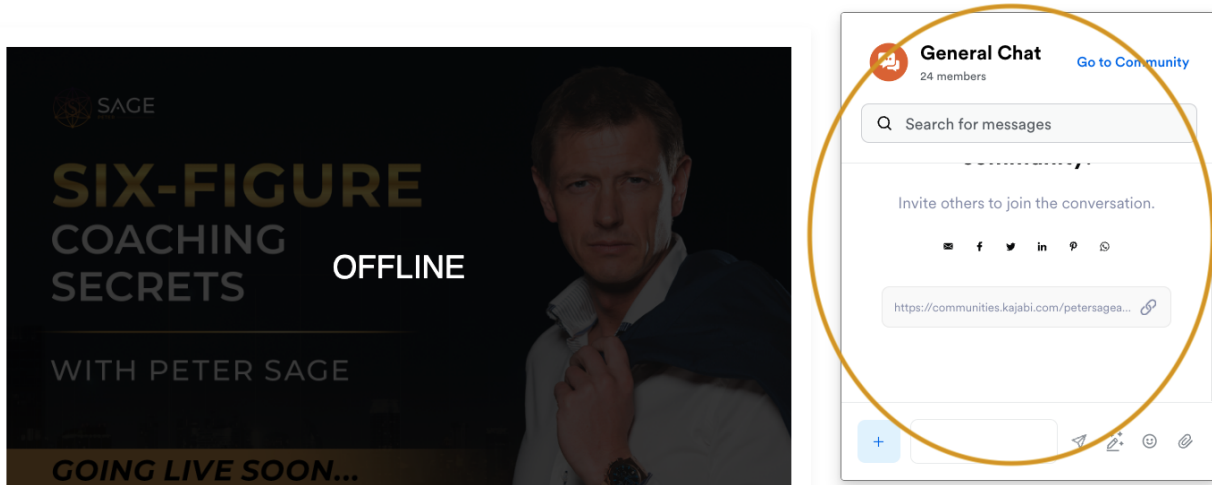
4.1. Click “View” on the “5-DAY Challenge VIP” tile to navigate to the space where you will find your replays and your VIP Bonus Content. The Bonus content will be added each day as it becomes available.

	<p><b>MASTERING MANIFESTATION - VIP</b></p> <hr/> <p>5 Hidden Secrets to Supercharge Your Reality, Rapidly Shift Your Identity, and Speed Up the Manifestation of Your Desires</p> <p><a href="#">View</a></p>
---	--

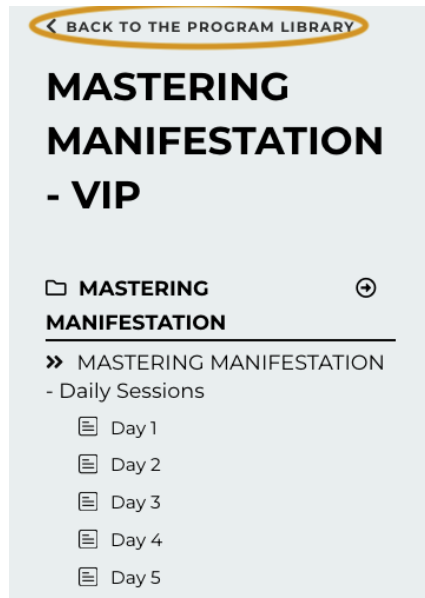
4.2. Click on the relevant day or bonus in the left-hand menu. Click “Back to Dashboard” in the top left-hand corner to navigate back to the main page.



4.3. NOTE - You may notice a chatbox and a streaming section on this page. As a VIP ticket holder, your exclusive streaming experience is offered via Zoom to ensure you get the VIP treatment! This is where the General Admission ticket holders watch their hour of the Challenge each day.



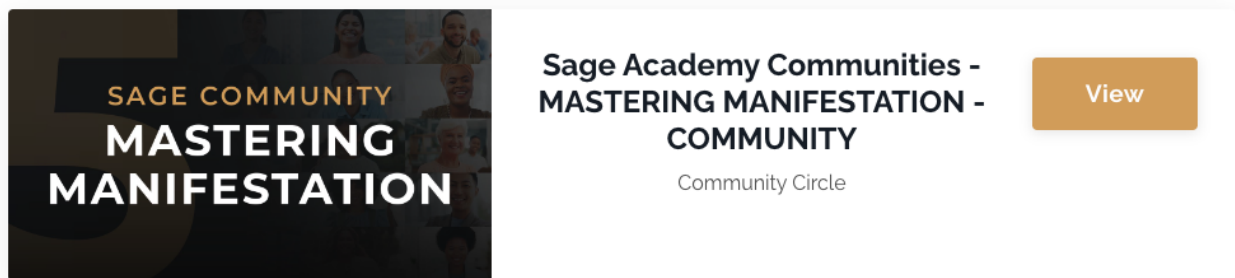
4.4. From the main page, click on “Back To The Program Library” to go back to your library where all of your available products are located.



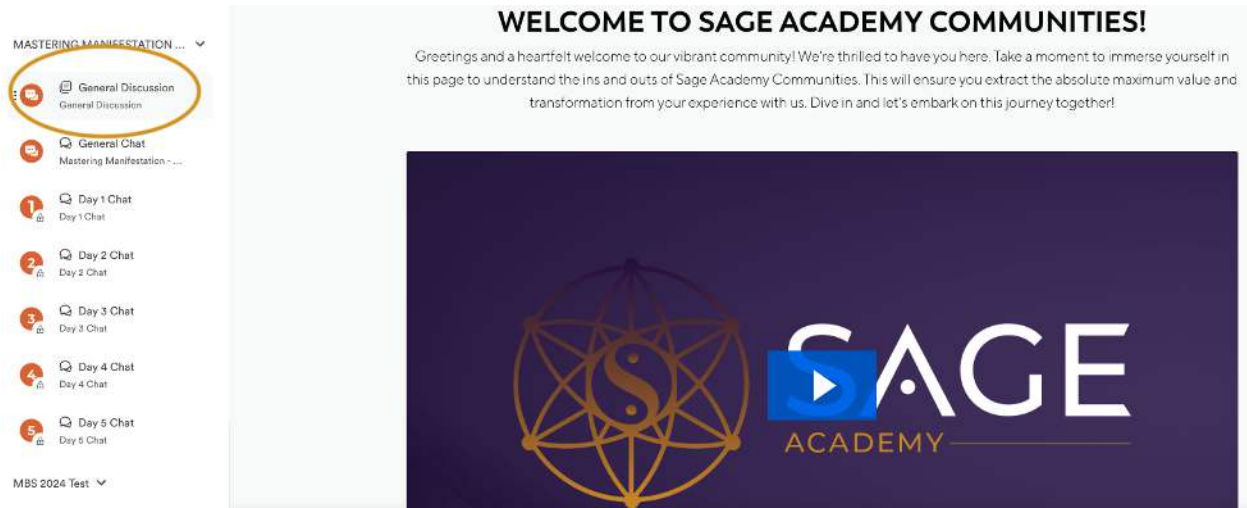
## 5. Interacting with the Community

5.1. You can communicate with fellow participants in between live sessions in the community space and any updates or notices from Team Sage or Peter will be posted here.

5.2. Navigate to the Sage Community Mastering Manifestation tile and click on “View” to go to your Community Space.



5.3. On the bottom left, click on “General Discussion” to interact with other Challenge participants and find updates from Team Sage.



5.4. Click on “Back To Library” from the main page to go back to your library where all of your available products are located.

